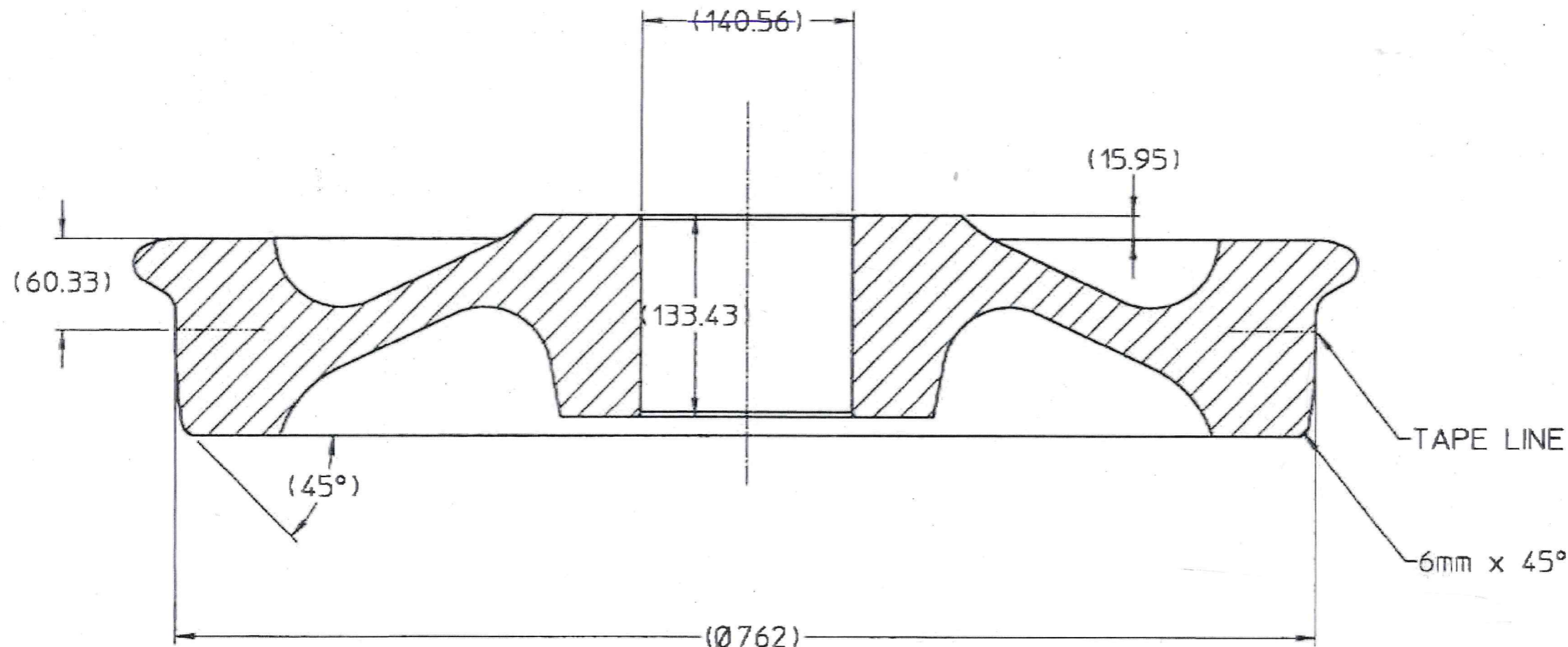


ENG. DWG. NO.
X766874-01-007

REVISIONS						
NO	ER	DESCRIPTION	ZONE	DR	CK	APP
1	1186.8	NEW RELEASE		TAF	HW	AML
2		6mm x 45° CHAMFER ADDED (5/8) WAS .63 (5 17/32) WAS 5.5340±.0005		TAF	DGV	AML

hole with machining allowance

Ø 100 ... 130 mm



SEE 0-1201604-0-05
FOR WHEEL PROFILE
& BORE SIZE

MAKE FROM 0-1201604-0-05

IMPLIED TOLERANCES ALL DIMENSIONS ARE IN INCHES-TOLERANCE UNLESS OTHERWISE SPECIFIED							
PLUS OR MINUS				PLUS OR MINUS			
NOMINAL SIZE RANGE	PLUS OR MINUS			NOMINAL SIZE RANGE	PLUS OR MINUS		
OVER TO	FRACTION	2 PLACE DECIMAL	3 PLACE DECIMAL	OVER TO	FRACTION	2 PLACE DECIMAL	3 PLACE DECIMAL
- 1	1/32	.01	.003	0 24	1/32	.03	.008
1 0	1/32	.02	.005	24 -	1/16	.05	.010

ANGULAR DIMENSIONS PLUS OR MINUS 1 DEGREE

ALL MACHINED SURFACES TO HAVE A SURFACE FINISH OF 125 MICRONS UNLESS OTHERWISE SPECIFIED.

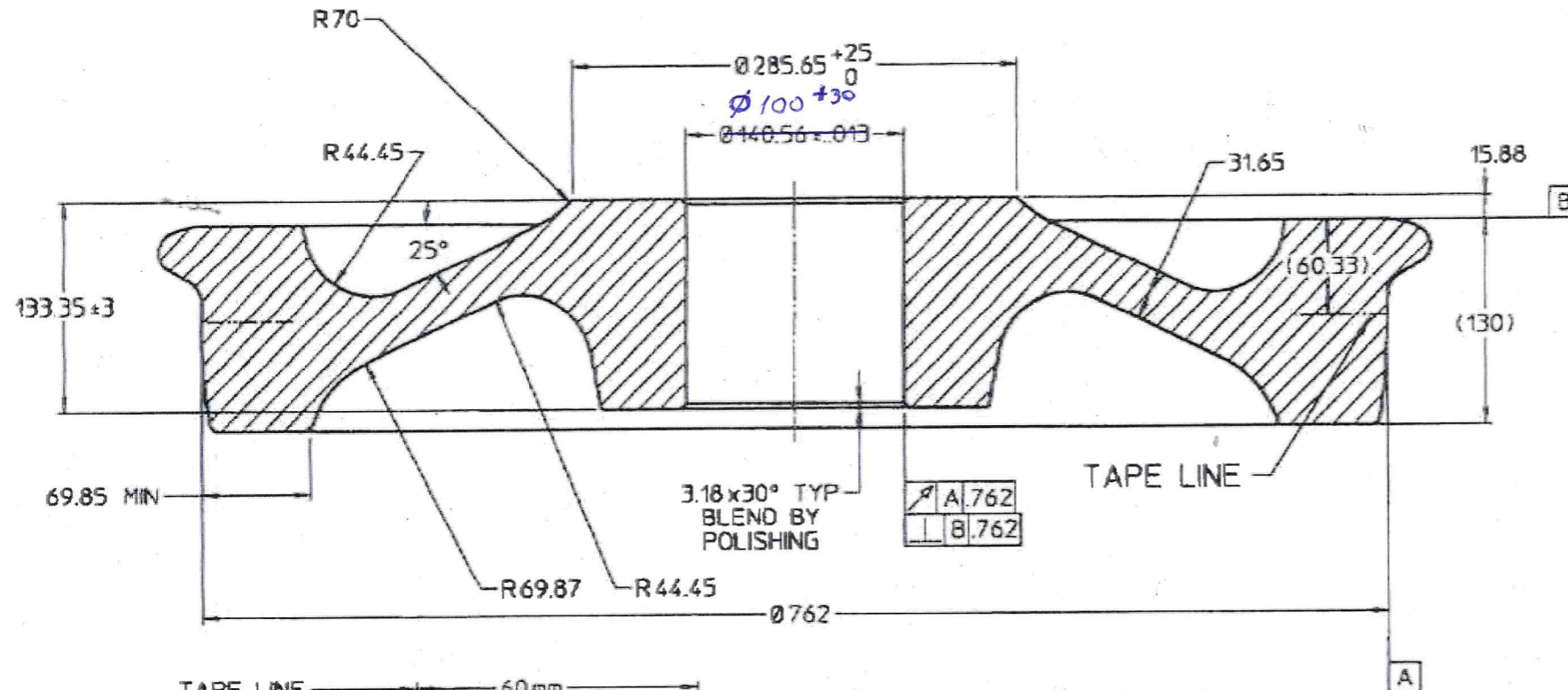
WELDING SPECIFICATION	
UNLESS OTHERWISE SPECIFIED ALL WELDS SHOULD ADHERE TO FAIRMONT TAMPER WELDING SPECIFICATION NO. 101	
WRIGHT	3/8 ANGLE PROJECTION
DO NOT SCALE	

DESCRIPTION OR PART NAME			
WHEEL MACH, Ø30			
DR/CHK	DATE	MACHINE TYPE	
TAF	2 DEC 98	MARK VI, LATVIA	
DR/CHK	DATE	Fairmont tamper	
HW	9 DEC 98	3401 Edward Road-Box 28 Cayce-West Columbia, South Carolina 29175-0020 (803) 822-9100	
DR/CHK	DATE	APP. NO.	
AML	4 DEC 98	DATE	
LAST REV		CHECKED	
1186		DGV	
36		DATE	
12-Feb-99		DRAWING NO.	
		X766874-01-007	

ENG. DWG. NO.
0-1201604-0-05

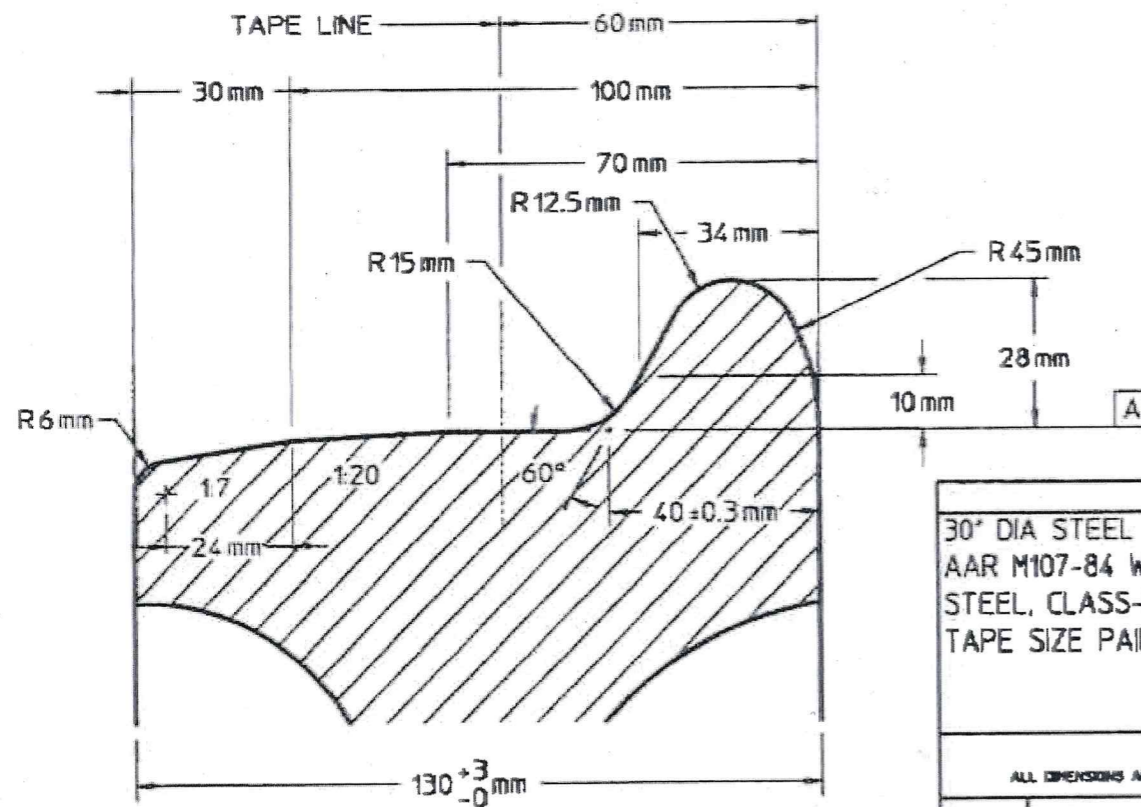
$\phi 190, 56 \pm 0, 013$

REVISIONS							
NO	ER	DESCRIPTION	ZONE	DR	CK	APP	MF
1	MMB	NEW RELEASE		TAF	HW	AML	
2		5mm FILLET REPLACED WITH 5mm RADIUS 5 1/4 WAS 7 1/8 811 1/4 WAS 89 11/16 853340 WAS 85 7/16 83 WAS 2 1/2	A3 A2 B1 B1 C1	TAF	DGV	AML	



NOTES:

1. FORGED WHEELS TO CONFORM TO AAR SPECIFICATION M-107-84 CLASS C (ASTM A-504 CLASS C)
2. CAST WHEELS TO CONFORM TO AAR SPECIFICATION M-208-84 CLASS C
3. WHEELS TO BE SHIPPED IN LOTS OF 4 OF THE SAME MEASURED TAPE SIZE.
4. TOLERANCE ON METRIC DIMENSIONS TO BE ±1mm UNLESS OTHERWISE SPECIFIED.



DETAIL A
(DETAIL DIMS IN MM)

SPECIFICATIONS								VENDOR					
30" DIA STEEL WHEEL *** MATERIAL: SPECIFICATION AAR M107-84 WROUGHT STEEL OR AAR M208-84 CAST STEEL, CLASS-B *** WHEELS PURCHASED IN MATCHED TAPE SIZE PAIRS								McKees ROCKS FORGINGS INC. *** McKees ROCKS, PA 15136 *** (800) 223-2818					
IMPLIED TOLERANCES ALL DIMENSIONS ARE IN INCHES-TOLERANCE UNLESS OTHERWISE SPECIFIED								WELDING SPECIFICATION WHEEL, ROUGH, $\phi 30$					
NOMINAL SIZE RANGE				PLUS OR MINUS				UNLESS OTHERWISE SPECIFIED ALL WELDS SHOULD ADHERE TO FAIRMONT TAMPER WELDING SPECIFICATION NO. 101		DRAWN TAF DATE 2 DEC 98		MACHINE TYPE MARK VI	
OVER	TO	FRACTION	2 PLACE DECIMAL	3 PLACE DECIMAL	OVER	TO	FRACTION	2 PLACE DECIMAL	3 PLACE DECIMAL	CHECKED HW DATE 9 DEC 98	Fairmont tamper 2401 Edmund Road-Bldg 20 Cayce-Wheel Columbia, South Carolina 29917-0020 1988 822-9190		
-	1	1/32	.01	.003	1/4	3/4	3/32	.03	.008	DATE 4 DEC 98			
1	6	1/32	.02	.005	3/4	-	1/16	.05	.010	DATE 12-Feb-99	0-1201604-0-05		
ANGULAR DIMENSIONS PLUS OR MINUS 1 DEGREE								DO NOT SCALE		LAST EDR 11186 36		CHECKED drgn	
ALL MACHINED SURFACES TO HAVE A SURFACE FINISH OF 125 MICRONS UNLESS OTHERWISE SPECIFIED								1 CONT. ON		DATE			